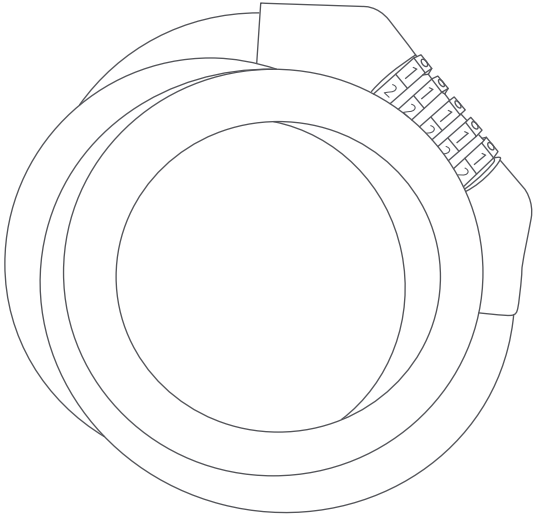


# **xiaomi** Electric Scooter Cable Lock User Manual



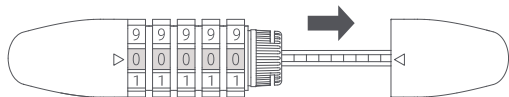
Read this manual carefully before use, and retain it for future reference.  
Illustrations of product, accessories, and user interface in the user manual are for reference purposes only. Actual product and functions may vary due to product enhancements.



Cable Lock

## How to Use

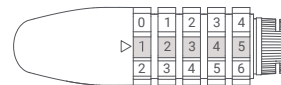
- 1 Turn the dials properly aligned to the initial password to open the lock.  
Note: The initial password is 00000, please remember the password after changing it.



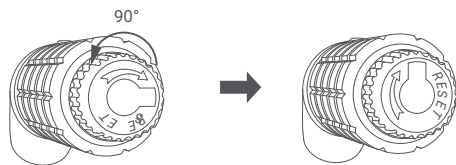
- 2 Rotate the knob 90° clockwise as illustrated.



- 3 Turn the dials properly aligned to the preferred password, taking 12345 as an example. Make sure to remember the new password.



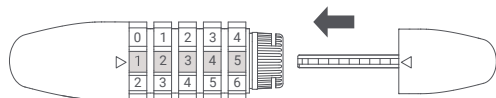
- 4 Rotate the knob 90° counterclockwise to complete the password setting.

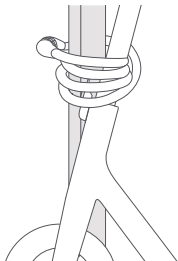
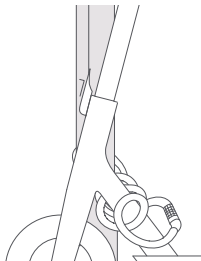


Note: Use the password that you set, then insert the key-shaped plug into the knob. Turn the dials at random then to the correct password. If the cable lock can be unlocked, the password is successfully reset.

### Usage Precaution

When using the cable lock, always wrap the lock around the stem of the scooter and an immovable object for at least three turns. Then insert the key-shaped plug, and turn the dials randomly to make sure they are not the same as your password.





Note: Xiaomi and its affiliates are not responsible for any loss related to the scooter due to a destroyed lock.

## Specifications

Name	Xiaomi Electric Scooter Cable Lock
Model	XMCS01TT
Net Weight	270 g
Materials	ABS, TBE, Zinc Alloy, PP, PVC
Compatible with	Xiaomi electric scooters
Item Dimensions	φ 12 × 1200 mm (Diameter × Length)

## Warranty Notice

---

As a Xiaomi consumer, you benefit under certain conditions from additional warranties. Xiaomi offers specific consumer warranty benefits which are in addition to, and not instead of, any legal warranties provided by your national consumer law. The duration and conditions related to the legal warranties are provided by respective local laws. For more information about the consumer warranty benefits, please refer to Xiaomi's official website <https://www.mi.com/en/service/warranty/>. Except as prohibited by laws or otherwise promised by Xiaomi, the after-sales services shall be limited to the country or region of the original purchase. Under the consumer warranty, to the fullest extent permitted by law, Xiaomi will, at its discretion, repair, replace or refund your product. Normal wear and tear, force majeure, abuse or damage caused by the user's negligence or fault are not warranted. The contact person for the after-sale service may be any person in Xiaomi's authorized service network, Xiaomi's authorized distributors or the final vendor who sold the products to you. If in doubt please contact the relevant person as Xiaomi may identify.

The present warranties do not apply in Hong Kong and Taiwan.

Products which were not duly imported and/or were not duly manufactured by Xiaomi and/or were not duly acquired from Xiaomi or a Xiaomi's official seller are not covered by the present warranties. As per applicable law you may benefit from warranties from the non-official retailer who sold the product. Therefore, Xiaomi invites you to contact the retailer from whom you purchased the product.

Manufactured for: Xiaomi Communications Co., Ltd.

Manufactured by: Brightway Innovation Intelligent Technology (Suzhou) Co., Ltd.  
(a Mi Ecosystem company)

Address: Room 101, Building 6, No. 2888, Wuzhong Avenue, Yuexi Street,  
Wuzhong Economic Development Zone, Suzhou Jiangsu P.R. China

For further information, please go to [www.mi.com](http://www.mi.com)

Importer:

Beryko s.r.o.

Pod Vinicemi 931/2, 301 00 Pízeň

[www.beryko.cz](http://www.beryko.cz)



Made in China

Original instructions